

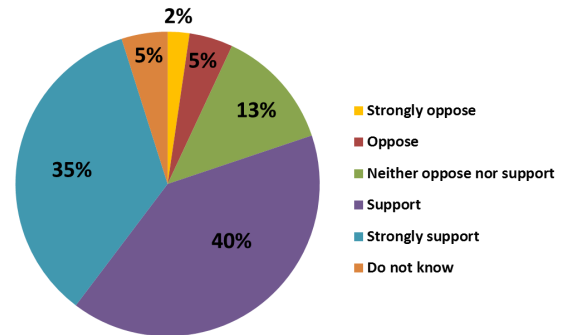


# 2012 Wind Energy & Wildlife Survey Results

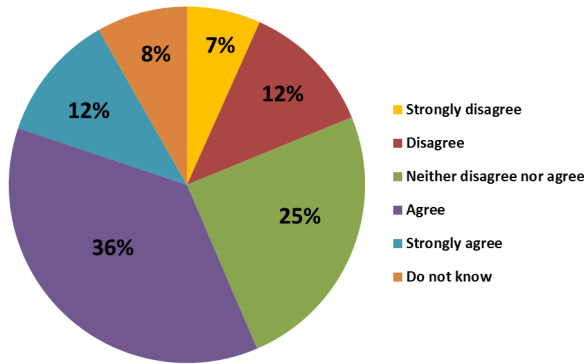
The Nebraska Wind Energy and Wildlife Project submitted eight questions to the 2012 Nebraska Annual Social Indicators Survey (NASIS).

- 948 Nebraskans responded to the survey
- 398 (41%) were residents in the Nebraska Public Power District (NPPD) service area
- All results listed in this handout are from NPPD residents

### Do you support or oppose wind energy development in Nebraska?



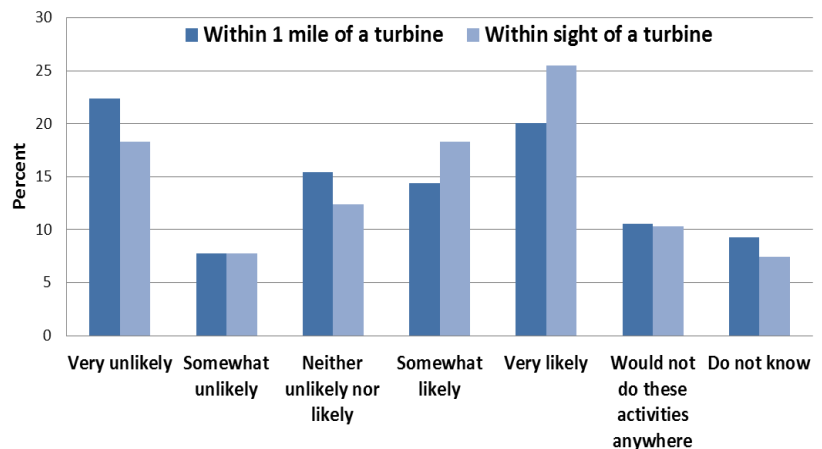
### Do you agree or disagree that wind energy facility (i.e. wind farm) development and operation should have to take precautions to reduce impacts on wildlife?



- 48% of NPPD respondents agree or strongly agree that wind energy facility development and operation should have to take precautions to reduce impacts to wildlife
- 19% disagree or strongly disagree that precautions should have to be taken

NPPD respondents are more likely to recreate within sight of a turbine than within one mile of a turbine

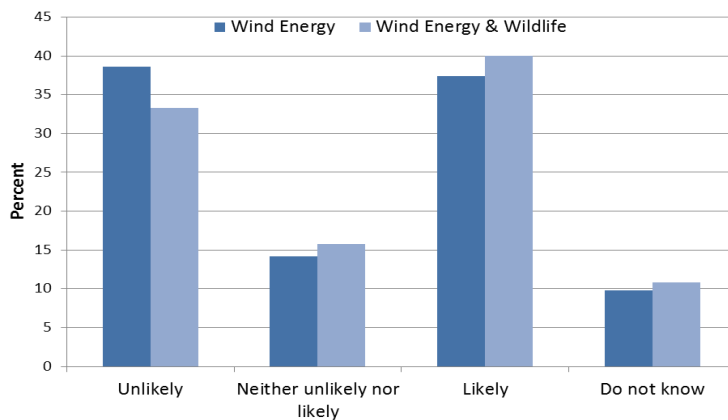
### How likely or unlikely are you to recreate...





# 2012 Wind Energy & Wildlife Survey Results

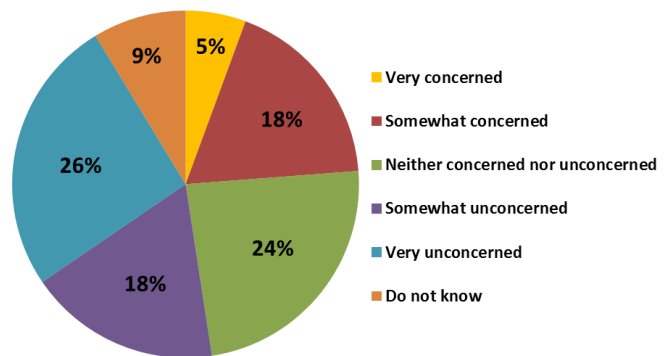
## How likely or unlikely are you to pay \$2 more a month on your electricity bill to support ...



NPPD respondents are more likely to pay \$2 more a month on their electric bill to support wind energy if it is planned in a way that reduces impacts to wildlife.

- 23% of NPPD respondents are concerned that birds and bats can be killed as a result of wind energy development
- 24% are neither concerned nor unconcerned
- 42% are unconcerned that birds and bats can be killed as a result of wind energy development

## Are you concerned or unconcerned that birds and bats are killed as a result of wind energy development?



## How likely or unlikely are you to support the placement of wind turbines on...

